MKP-Bio

11 G 10

Dreibeinständer

Rev. 7 25.04.18 REVO

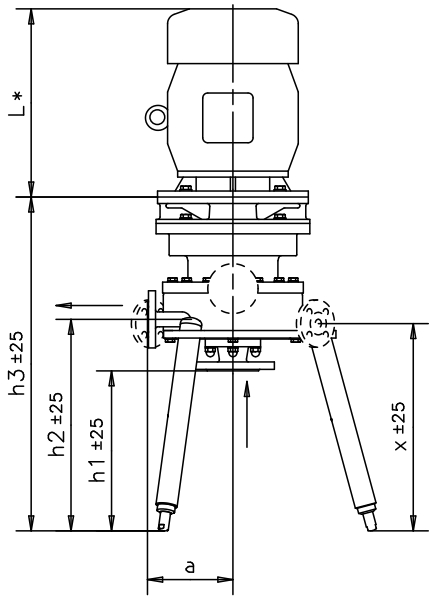

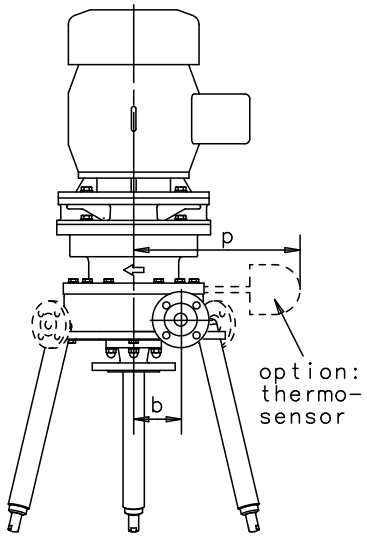

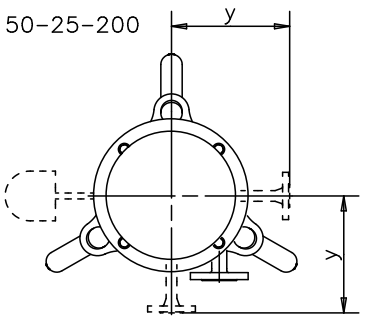

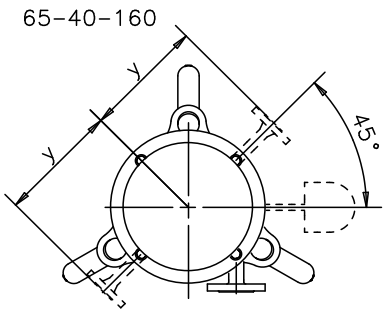

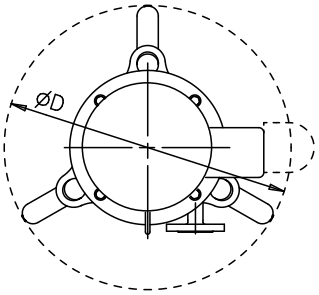

Option:
Heizanschlüsse
EN 1092-1/11 B1/DN15/PN16

Motor V1; L* = je nach Motor

Masse in [mm]

Grösse	DN		DN Tri.ASME		Pumpenmasse			Gewicht ohne Motor [kg]		Option		
	Ein	Aus	Ein	Aus	b	h3	ØD	Pumpe	Ständer	p	x	y
50-25-160	50	25	2"	1,5"	70	605	520	55	11	330		
50-25-200	50	25	2"	1,5"	95	673	570	95	11	350	418	235
65-40-160	65	40	3"	2"	78	705	520	90	11	330	425	215
65-40-200	65	40	3"	2"	102	695	570	100	11	350		

Flansche	50-25-160			50-25-200			65-40-160			65-40-200		
	a	h1	h2	a	h1	h2	a	h1	h2	a	h1	h2
Schweissenden DIN11866 R.A	126	344	430	146	344	450	136	354	455	156	344	465
EN 1092-1/11 B1/PN16 Rohre DIN 2448	150	320	430	170	320	450	160	330	455	180	320	465
EN 1092-1/11 B1/PN16 Rohre ISO 1127	150	320	430	170	320	450	160	330	455	180	320	465
EN 1092-1/11 B2/PN16 Rohre DIN11866 R.A (Bay.WN 9900 T.951 Rohr.10HL901)	150	320	430	170	320	450	160	330	455	180	320	465
DIN 11864-BF-A Rohre DIN11866 R.A	150	320	430	170	320	450	160	330	455	180	320	465
SÜDMO W501D Rohre DIN11866 R.A	155	310	430	175	310	450	170	315	455	190	305	465
NEUMO BioCon.m.Rü.spr.DIN11866 R.A	178	290	430	198	290	450	188	288	455	208	278	465
BBS-Nutflansch Rohre ISO 1127	172	296	432	192	296	452	184	306	458	204	296	468
Triclamp ASME BPE	187	320	434	207	320	454	196	330	459	216	320	469

GÜLTIG NUR MIT VISUM
DATUM
VISUM
KUNDE
BEST.-NR.
POSITION
CP-NR.